

FORM NO. MGT-7

[Pursuant to sub-Section(1) of section 92 of the Companies Act, 2013 and sub-rule (1) of rule 11of the Companies (Management and Administration) Rules, 2014]



Annual Return (other than OPCs and Small Companies)

Form language English Hindi

Refer the instruction kit for filing the form.

I. REGISTRATION AND OTHER DETAILS

(i) * Corporate Identification Number (CIN) of the company

L36911KL2009PLC024641

Pre-fill

Global Location Number (GLN) of the company

* Permanent Account Number (PAN) of the company

AADCK6079K

(ii) (a) Name of the company

KALYAN JEWELLERS INDIA LIM

(b) Registered office address

Corporate Office, TC-32/204/2
SITARAM MILL ROAD / PREMJI ROAD, PUNKUNNAM
THRISSUR
Thrissur
Kerala
686002

(c) *e-mail ID of the company

cs@kalyanjewellers.net

(d) *Telephone number with STD code

04872437333

(e) Website

www.kalyanjewellers.net

(iii) Date of Incorporation

29/01/2009

(iv)	Type of the Company	Category of the Company	Sub-category of the Company
	Public Company	Company limited by shares	Indian Non-Government company

(v) Whether company is having share capital

Yes No

(vi) *Whether shares listed on recognized Stock Exchange(s)

Yes No

(a) Details of stock exchanges where shares are listed

S. No.	Stock Exchange Name	Code
1	BSE LIMITED	1
2	National Stock Exchange of India Ltd	1,024

(b) CIN of the Registrar and Transfer Agent

U67190MH1999PTC118368

Pre-fill

Name of the Registrar and Transfer Agent

LINK INTIME INDIA PRIVATE LIMITED

Registered office address of the Registrar and Transfer Agents

C-101, 1st Floor, 247 Park,
Lal Bahadur Shastri Marg, Vikhroli (West)

(vii) *Financial year From date 01/04/2021 (DD/MM/YYYY) To date 31/03/2022 (DD/MM/YYYY)

(viii) *Whether Annual general meeting (AGM) held Yes No

(a) If yes, date of AGM

(b) Due date of AGM

30/09/2022

(c) Whether any extension for AGM granted

Yes No

II. PRINCIPAL BUSINESS ACTIVITIES OF THE COMPANY

*Number of business activities

1

S.No	Main Activity group code	Description of Main Activity group	Business Activity Code	Description of Business Activity	% of turnover of the company
1	C	Manufacturing	C13	Other manufacturing including jewellery, musical instruments, medical instruments,	100

III. PARTICULARS OF HOLDING, SUBSIDIARY AND ASSOCIATE COMPANIES (INCLUDING JOINT VENTURES)

*No. of Companies for which information is to be given

9

Pre-fill All

S.No	Name of the company	CIN / FCRN	Holding/ Subsidiary/Associate/ Joint Venture	% of shares held
1	ENOVATE LIFESTYLES PRIVATE +	U74900MH2010PTC211692	Subsidiary	85
2	Kalyan Jewellers FZE, UAE		Subsidiary	100

3	Kalyan Jewellers LLC, UAE		Subsidiary	100
4	Kalyan Jewellers For Golden Je +		Subsidiary	100
5	Kalyan Jewellers LLC, Qatar		Subsidiary	100
6	Kenouz Al Sharq Gold Ind. LLC, +		Subsidiary	100
7	Kalyan Jewellers LLC, Oman		Subsidiary	100
8	Kalyan Jewelers,INC, USA		Subsidiary	100
9	Kalyan Jewellers Bahrain W.L.L +		Subsidiary	100

IV. SHARE CAPITAL, DEBENTURES AND OTHER SECURITIES OF THE COMPANY

(i) *SHARE CAPITAL

(a) Equity share capital

Particulars	Authorised capital	Issued capital	Subscribed capital	Paid up capital
Total number of equity shares	2,000,500,000	1,030,053,057	1,030,053,057	1,030,053,057
Total amount of equity shares (in Rupees)	20,005,000,000	10,300,530,570	10,300,530,570	10,300,530,570

Number of classes

1

Class of Shares	Authorised capital	Issued capital	Subscribed capital	Paid up capital
EQUITY				
Number of equity shares	2,000,500,000	1,030,053,057	1,030,053,057	1,030,053,057
Nominal value per share (in rupees)	10	10	10	10
Total amount of equity shares (in rupees)	20,005,000,000	10,300,530,570	10,300,530,570	10,300,530,570

(b) Preference share capital

Particulars	Authorised capital	Issued capital	Subscribed capital	Paid-up capital
Total number of preference shares	0	0	0	0
Total amount of preference shares (in rupees)	0	0	0	0

Number of classes

0

Class of shares	Authorised capital	Issued capital	Subscribed capital	Paid up capital
Number of preference shares				
Nominal value per share (in rupees)				
Total amount of preference shares (in rupees)				

(c) Unclassified share capital

Particulars	Authorised Capital
Total amount of unclassified shares	0

(d) Break-up of paid-up share capital

Class of shares	Number of shares			Total nominal amount	Total Paid-up amount	Total premium
	Physical	DEMAT	Total			
Equity shares						
At the beginning of the year	5	1,030,053,010	1030053057	10,300,530	10,300,530	
Increase during the year	0	0	0	0	0	0
i. Public Issues						
ii. Rights issue	0	0	0	0	0	0
iii. Bonus issue	0	0	0	0	0	0
iv. Private Placement/ Preferential allotment	0	0	0	0	0	0
v. ESOPs	0	0	0	0	0	0
vi. Sweat equity shares allotted	0	0	0	0	0	
vii. Conversion of Preference share	0	0	0	0	0	
viii. Conversion of Debentures	0	0	0	0	0	0
ix. GDRs/ADRs	0	0	0	0	0	0
x. Others, specify	0	0	0	0	0	
Decrease during the year	0	0	0	0	0	0
i. Buy-back of shares	0	0	0	0	0	0
ii. Shares forfeited	0	0	0	0	0	0
iii. Reduction of share capital	0	0	0	0	0	0

iv. Others, specify						
At the end of the year	5	1,030,053,0	1030053057	10,300,530,	10,300,530	
Preference shares						
At the beginning of the year	0	0	0	0	0	
Increase during the year	0	0	0	0	0	0
i. Issues of shares	0	0	0	0	0	0
ii. Re-issue of forfeited shares	0	0	0	0	0	0
iii. Others, specify						
Decrease during the year	0	0	0	0	0	0
i. Redemption of shares	0	0	0	0	0	0
ii. Shares forfeited	0	0	0	0	0	0
iii. Reduction of share capital	0	0	0	0	0	0
iv. Others, specify						
At the end of the year	0	0	0	0	0	

ISIN of the equity shares of the company

(ii) Details of stock split/consolidation during the year (for each class of shares)

Class of shares		(i)	(ii)	(iii)
Before split / Consolidation	Number of shares			
	Face value per share			
After split / Consolidation	Number of shares			
	Face value per share			

(iii) Details of shares/Debentures Transfers since closure date of last financial year (or in the case of the first return at any time since the incorporation of the company) *

Nil

[Details being provided in a CD/Digital Media]

Yes No Not Applicable

Separate sheet attached for details of transfers

Yes No

Note: In case list of transfer exceeds 10, option for submission as a separate sheet attachment or submission in a CD/Digital Media may be shown.

Date of the previous annual general meeting	<input style="width: 95%;" type="text"/>
---	--

Date of registration of transfer (Date Month Year)	<input style="width: 95%;" type="text"/>
--	--

Type of transfer	<input style="width: 95%;" type="text"/>	1 - Equity, 2- Preference Shares,3 - Debentures, 4 - Stock
------------------	--	--

Number of Shares/ Debentures/ Units Transferred	<input style="width: 95%;" type="text"/>	Amount per Share/ Debenture/Unit (in Rs.)	<input style="width: 95%;" type="text"/>
---	--	---	--

Ledger Folio of Transferor	<input style="width: 95%;" type="text"/>
----------------------------	--

Transferor's Name	<input style="width: 95%;" type="text"/>	<input style="width: 95%;" type="text"/>	<input style="width: 95%;" type="text"/>
	Surname	middle name	first name

Ledger Folio of Transferee	<input style="width: 95%;" type="text"/>
----------------------------	--

Transferee's Name	<input style="width: 95%;" type="text"/>	<input style="width: 95%;" type="text"/>	<input style="width: 95%;" type="text"/>
	Surname	middle name	first name

Date of registration of transfer (Date Month Year)	<input style="width: 95%;" type="text"/>
--	--

Type of transfer	<input style="width: 95%;" type="text"/>	1 - Equity, 2- Preference Shares,3 - Debentures, 4 - Stock
------------------	--	--

Number of Shares/ Debentures/ Units Transferred	<input style="width: 95%;" type="text"/>	Amount per Share/ Debenture/Unit (in Rs.)	<input style="width: 95%;" type="text"/>
---	--	---	--

Ledger Folio of Transferor			
Transferor's Name			
	Surname	middle name	first name
Ledger Folio of Transferee			
Transferee's Name			
	Surname	middle name	first name

(iv) *Debentures (Outstanding as at the end of financial year)

Particulars	Number of units	Nominal value per unit	Total value
Non-convertible debentures	0		0
Partly convertible debentures	0		0
Fully convertible debentures	0		0
Total			0

Details of debentures

Class of debentures	Outstanding as at the beginning of the year	Increase during the year	Decrease during the year	Outstanding as at the end of the year
Non-convertible debentures	0	0	0	0
Partly convertible debentures	0	0	0	0
Fully convertible debentures	0	0	0	0

(v) Securities (other than shares and debentures)

0

Type of Securities	Number of Securities	Nominal Value of each Unit	Total Nominal Value	Paid up Value of each Unit	Total Paid up Value
Total					

V. *Turnover and net worth of the company (as defined in the Companies Act, 2013)

(i) Turnover

90,560,870,000

(ii) Net worth of the Company

32,635,570,000

VI. (a) *SHARE HOLDING PATTERN - Promoters

S. No.	Category	Equity		Preference	
		Number of shares	Percentage	Number of shares	Percentage
1.	Individual/Hindu Undivided Family				
	(i) Indian	587,683,760	57.05	0	
	(ii) Non-resident Indian (NRI)	0	0	0	
	(iii) Foreign national (other than NRI)	0	0	0	
2.	Government				
	(i) Central Government	0	0	0	
	(ii) State Government	0	0	0	
	(iii) Government companies	0	0	0	
3.	Insurance companies	0	0	0	
4.	Banks	0	0	0	
5.	Financial institutions	0	0	0	
6.	Foreign institutional investors	0	0	0	
7.	Mutual funds	0	0	0	
8.	Venture capital	0	0	0	
9.	Body corporate (not mentioned above)	0	0	0	
10.	Others	0	0	0	
	Total	587,683,760	57.05	0	0

Total number of shareholders (promoters)

3

(b) *SHARE HOLDING PATTERN - Public/Other than promoters

S. No.	Category	Equity		Preference	
		Number of shares	Percentage	Number of shares	Percentage

1.	Individual/Hindu Undivided Family				
	(i) Indian	35,772,038	3.47	0	
	(ii) Non-resident Indian (NRI)	1,423,956	0.14	0	
	(iii) Foreign national (other than NRI)	0	0	0	
2.	Government				
	(i) Central Government	0	0	0	
	(ii) State Government	0	0	0	
	(iii) Government companies	0	0	0	
3.	Insurance companies	1,149,476	0.11	0	
4.	Banks	0	0	0	
5.	Financial institutions	0	0	0	
6.	Foreign institutional investors	0	0	0	
7.	Mutual funds	14,217,842	1.38	0	
8.	Venture capital	0	0	0	
9.	Body corporate (not mentioned above)	271,539,787	26.36	0	
10.	Others others	118,266,198	11.48	0	
	Total	442,369,297	42.94	0	0

Total number of shareholders (other than promoters)

271,576

**Total number of shareholders (Promoters+Public/
Other than promoters)**

271,579

**VII. *NUMBER OF PROMOTERS, MEMBERS, DEBENTURE HOLDERS
(Details, Promoters, Members (other than promoters), Debenture holders)**

Details	At the beginning of the year	At the end of the year
Promoters	3	3
Members (other than promoters)	276,593	271,579
Debenture holders	0	0








VIII. DETAILS OF DIRECTORS AND KEY MANAGERIAL PERSONNEL

(A) *Composition of Board of Directors

Category	Number of directors at the beginning of the year		Number of directors at the end of the year		Percentage of shares held by directors as at the end of year	
	Executive	Non-executive	Executive	Non-executive	Executive	Non-executive
A. Promoter	3	0	3	0	57.05	0
B. Non-Promoter	0	5	0	6	0	0
(i) Non-Independent	0	1	0	1	0	0
(ii) Independent	0	4	0	5	0	0
C. Nominee Directors representing	0	1	0	1	0	0
(i) Banks & FIs	0	0	0	0	0	0
(ii) Investing institutions	0	0	0	0	0	0
(iii) Government	0	0	0	0	0	0
(iv) Small share holders	0	0	0	0	0	0
(v) Others	0	1	0	1	0	0
Total	3	6	3	7	57.05	0

Number of Directors and Key managerial personnel (who is not director) as on the financial year end date 13

(B) (i) *Details of directors and Key managerial personnel as on the closure of financial year

Name	DIN/PAN	Designation	Number of equity share(s) held	Date of cessation (after closure of financial year : If any)
ANISH KUMAR SARAF 	00322784	Nominee director	0	
AGNIHOTRA DAKSHIN 	00374673	Director	0	
TRIKKUR ANANTHARA 	00480136	Director	0	
RAMESH TRIKKUR KA 	01021868	Whole-time director	186,064,242	
SEETHARAM TRIKKURUF 	01021898	Whole-time director	186,064,242	
SEETHARAMA IYER TI 	01021928	Managing Director	215,689,376	
KISHORI JAYENDRA U 	01344073	Director	0	

Name	DIN/PAN	Designation	Number of equity share(s) held	Date of cessation (after closure of financial year : If any)
MAHALINGAM RAMAS +	07479866	Director	0	
ANIL SADASIVAN NAIF +	08327721	Director	0	
SALIL NAIR	01955091	Director	12,500	
SANJAY RAGHURAMA +	AACPR2895J	CEO	1,551	
SWAMINATHAN VISW/ +	ARIPS0208H	CFO	0	
JISHNU RG	AVEPJ9775E	Company Secretar	1	

(ii) Particulars of change in director(s) and Key managerial personnel during the year

0

Name	DIN/PAN	Designation at the beginning / during the financial year	Date of appointment/ change in designation/ cessation	Nature of change (Appointment/ Change in designation/ Cessation)

IX. MEETINGS OF MEMBERS/CLASS OF MEMBERS/BOARD/COMMITTEES OF THE BOARD OF DIRECTORS

A. MEMBERS/CLASS /REQUISITIONED/NCLT/COURT CONVENED MEETINGS

Number of meetings held

1

Type of meeting	Date of meeting	Total Number of Members entitled to attend meeting	Attendance	
			Number of members attended	% of total shareholding
Annual General Meeting	23/09/2021	291,917	108	

B. BOARD MEETINGS

*Number of meetings held

5

S. No.	Date of meeting	Total Number of directors associated as on the date of meeting	Attendance	
			Number of directors attended	% of attendance
1	27/05/2021	10	10	100
2	10/08/2021	10	9	90
3	20/11/2021	10	10	100
4	14/01/2022	10	10	100

S. No.	Date of meeting	Total Number of directors associated as on the date of meeting	Attendance	
			Number of directors attended	% of attendance
5	03/02/2022	10	10	100

C. COMMITTEE MEETINGS

Number of meetings held

18

S. No.	Type of meeting	Date of meeting	Total Number of Members as on the date of the meeting	Attendance	
				Number of members attended	% of attendance
1	Audit Committee	06/05/2021	3	3	100
2	Audit Committee	27/05/2021	3	3	100
3	Audit Committee	09/08/2021	3	3	100
4	Audit Committee	10/08/2021	3	3	100
5	Audit Committee	09/11/2021	3	3	100
6	Audit Committee	10/11/2021	3	3	100
7	Audit Committee	03/02/2022	3	3	100
8	Audit Committee	30/03/2022	3	3	100
9	Nomination and Remuneration	29/07/2021	3	3	100
10	Nomination and Remuneration	04/03/2022	3	3	100

D. *ATTENDANCE OF DIRECTORS

S. No.	Name of the director	Board Meetings			Committee Meetings			Whether attended AGM held on
		Number of Meetings which director was entitled to attend	Number of Meetings attended	% of attendance	Number of Meetings which director was entitled to attend	Number of Meetings attended	% of attendance	
1	ANISH KUMAR	5	5	100	10	10	100	
2	AGNIHOTRA	5	5	100	10	10	100	
3	TRIKKUR ANAND	5	5	100	1	1	100	
4	RAMESH TRIVEDI	5	5	100	1	1	100	
5	SEETHARAM	5	5	100	8	8	100	

6	SEETHARAM,	5	5	100	5	5	100	
7	KISHORI JAY	5	4	80	0	0	0	
8	MAHALINGAM	5	5	100	15	15	100	
9	ANIL SADASI	5	5	100	2	2	100	
10	SALIL NAIR	5	5	100	2	2	100	

X. *REMUNERATION OF DIRECTORS AND KEY MANAGERIAL PERSONNEL

Nil

Number of Managing Director, Whole-time Directors and/or Manager whose remuneration details to be entered

3

S. No.	Name	Designation	Gross Salary	Commission	Stock Option/ Sweat equity	Others	Total Amount
1	SEETHARAMA IYE	MANAGING DIR	60,600,000	0	0	0	60,600,000
2	SEETHARAM TRIKUR	WHOLE-TIME D	60,600,000	0	0	0	60,600,000
3	RAMESH TRIKKUR	WHOLE-TIME D	60,600,000	0	0	0	60,600,000
	Total		181,800,000	0	0	0	181,800,000

Number of CEO, CFO and Company secretary whose remuneration details to be entered

3

S. No.	Name	Designation	Gross Salary	Commission	Stock Option/ Sweat equity	Others	Total Amount
1	SWAMINATHAN VI	CFO	19,000,000	0	0	0	19,000,000
2	SANJAY RAGHUR	CEO	18,640,000	0	0	0	18,640,000
3	JISHNU RG	CS	2,460,000	0	0	0	2,460,000
	Total		40,100,000	0	0	0	40,100,000

Number of other directors whose remuneration details to be entered

6

S. No.	Name	Designation	Gross Salary	Commission	Stock Option/ Sweat equity	Others	Total Amount
1	AGNIHOTRA DAKS	INDEPENDENT	0	500,000	0	500,000	1,000,000
2	KISHORI JAYENDR	INDEPENDENT	0	500,000	0	400,000	900,000
3	MAHALINGAM RAM	INDEPENDENT	0	500,000	0	500,000	1,000,000
4	TRIKKUR ANANTH	INDEPENDENT	0	500,000	0	500,000	1,000,000
5	ANIL NAIR	INDEPENDENT	0	500,000	0	500,000	1,000,000

S. No.	Name	Designation	Gross Salary	Commission	Stock Option/ Sweat equity	Others	Total Amount
6	SALIL NAIR	NON EXECUTIVE	0	500,000	0	500,000	1,000,000
	Total		0	3,000,000	0	2,900,000	5,900,000

XI. MATTERS RELATED TO CERTIFICATION OF COMPLIANCES AND DISCLOSURES

* A. Whether the company has made compliances and disclosures in respect of applicable provisions of the Companies Act, 2013 during the year Yes No

B. If No, give reasons/observations

XII. PENALTY AND PUNISHMENT - DETAILS THEREOF

(A) DETAILS OF PENALTIES / PUNISHMENT IMPOSED ON COMPANY/DIRECTORS /OFFICERS Nil

Name of the company/ directors/ officers	Name of the court/ concerned Authority	Date of Order	Name of the Act and section under which penalised / punished	Details of penalty/ punishment	Details of appeal (if any) including present status

(B) DETAILS OF COMPOUNDING OF OFFENCES Nil

Name of the company/ directors/ officers	Name of the court/ concerned Authority	Date of Order	Name of the Act and section under which offence committed	Particulars of offence	Amount of compounding (in Rupees)

XIII. Whether complete list of shareholders, debenture holders has been enclosed as an attachment

Yes No

XIV. COMPLIANCE OF SUB-SECTION (2) OF SECTION 92, IN CASE OF LISTED COMPANIES

In case of a listed company or a company having paid up share capital of Ten Crore rupees or more or turnover of Fifty Crore rupees or more, details of company secretary in whole time practice certifying the annual return in Form MGT-8.

Name

GAUTHAM R MALLAYA

Whether associate or fellow

Associate Fellow

Certificate of practice number

10193

I/We certify that:

- (a) The return states the facts, as they stood on the date of the closure of the financial year aforesaid correctly and adequately.
- (b) Unless otherwise expressly stated to the contrary elsewhere in this Return, the Company has complied with all the provisions of the Act during the financial year.

Declaration

I am Authorised by the Board of Directors of the company vide resolution no. .. dated

(DD/MM/YYYY) to sign this form and declare that all the requirements of the Companies Act, 2013 and the rules made thereunder in respect of the subject matter of this form and matters incidental thereto have been complied with. I further declare that:

- 1. Whatever is stated in this form and in the attachments thereto is true, correct and complete and no information material to the subject matter of this form has been suppressed or concealed and is as per the original records maintained by the company.
- 2. All the required attachments have been completely and legibly attached to this form.

Note: Attention is also drawn to the provisions of Section 447, section 448 and 449 of the Companies Act, 2013 which provide for punishment for fraud, punishment for false statement and punishment for false evidence respectively.

To be digitally signed by

Director

DIN of the director

To be digitally signed by

- Company Secretary
- Company secretary in practice

Membership number

Certificate of practice number

Attachments

- 1. List of share holders, debenture holders
- 2. Approval letter for extension of AGM;
- 3. Copy of MGT-8;
- 4. Optional Attachment(s), if any

List of attachments

This eForm has been taken on file maintained by the Registrar of Companies through electronic mode and on the basis of statement of correctness given by the company

